



SHOW



New



Incasso LED (3000K) a parete, utile per evidenziare percorsi e creare guide luminose. Proposto nella versione con struttura in metallo verniciato o con elegante diffusore in vetro per una luce frontale e diffusa. Disponibile nella versione tonda e quadrata e in due finiture (bianco e nero). Cassaforma inclusa.

Wall recessed LED (3000K) luminaire, useful to highlight paths and create light guides. Available in the version with painted metal body or with elegant glass diffuser for a front and diffused light. Available in round and square version and in two finishes (black and white). Casting box included.

SHOW

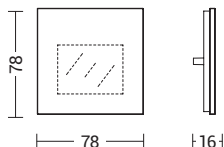
New

DIFFUSORE IN VETRO GLASS DIFFUSER



LED CRI≥90 IP20

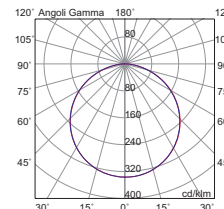
Codice Code	CCT	Flusso lm Flux lm	Potenza Wattage	Dimensioni mm Dimensions mm
SH0001QGLASSXX	3000K	162	1,5W	78 x 78 x 16



cassaforma inclusa
casting box included



foro hole
Ø65x75

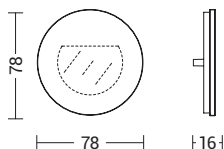


DIFFUSORE IN VETRO GLASS DIFFUSER



LED CRI≥90 IP20

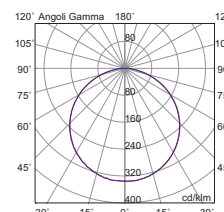
Codice Code	CCT	Flusso lm Flux lm	Potenza Wattage	Dimensioni mm Dimensions mm
SH0001TGLASSXX	3000K	162	1,5W	Ø78 x 16



cassaforma inclusa
casting box included



foro hole
Ø65x75

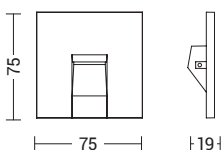


METALLO VERNICIATO PAINTED METAL



LED CRI≥90 IP20

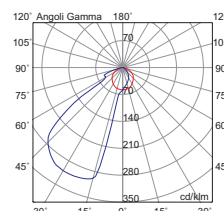
Codice Code	CCT	Flusso lm Flux lm	Potenza Wattage	Dimensioni mm Dimensions mm
SH0001QXX	3000K	162	1,5W	75 x 75 x 19



cassaforma inclusa
casting box included



foro hole
Ø65x75

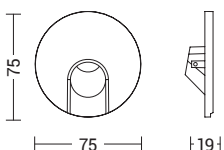


METALLO VERNICIATO PAINTED METAL



LED CRI≥90 IP20

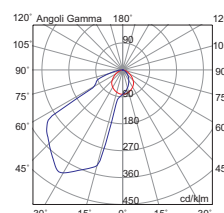
Codice Code	CCT	Flusso lm Flux lm	Potenza Wattage	Dimensioni mm Dimensions mm
SH0001TXX	3000K	162	1,5W	Ø75 x 19



cassaforma inclusa
casting box included



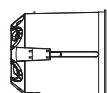
foro hole
Ø65x75



Finiture Finishes



Ricambi Spare part



F.SH0001CASS
cassaforma per muratura
senza modulo LED
casting box without LED
module
Ø65x75