



PARETE  
WALL



SOSPENSIONE  
SUSPENSION



SQUASH  
SQUASH PRO  
BINARIO  
TRACK



GROOVE *cro*  
YEN  
YAKI *cro*  
BINARIO  
TRACK

Essenziale.  
Essential.

# AXIOM







Lampada da parete biemissione con attacco GU10 che consente di montare lampadina LED; base d'attacco in tinta, il doppio fascio di luce concentrato enfatizza e disegna la superficie su cui viene installato il prodotto.

Disponibile anche in versione sospesa monoemissione per un fascio di luce concentrato, con COB LED (3000K) e alimentatore integrato nel rosone o con attacco GU10, installabile singolarmente e con rosone lineare da tre elementi in tinta. Installabile anche a binario trifase GROOVE evo e YEN BINARIO e monofase SQUASH e SQUASH PRO. Corpo in pressofusione di alluminio verniciato con polveri epossidiche ad elevata resistenza, proposto in due finiture (bianco e nero).

Wall lamp direct-indirect light emission with GU10 lamp holder that allows mounting LED; ceiling rose in same colour as body, the double beam of concentrated light emphasizes and draws the surface on which the product is installed.

Available in direct light emission suspension lamp for a concentrated beam of light. it can be mounted on threephase track GROOVE evo and YEN BINARIO, and monophase track SQUASH and SQUASH PRO. Proposed with COB LED (3000K) with integrated in the ceiling rose or with GU10 lamp holder, it can be installed individually or with linear ceiling rose, in the same colour of the diffuser, for three elements. Die-cast aluminium body painted with high-resistant epoxy powders, available in two finishes (white and black).



Codice  
Code



GU10

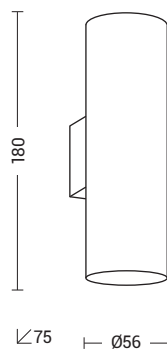
Potenza  
Wattage

2x50W max

Dimensioni mm  
Dimensions mm

Ø56 x 180 x 75

**AXI011XX**



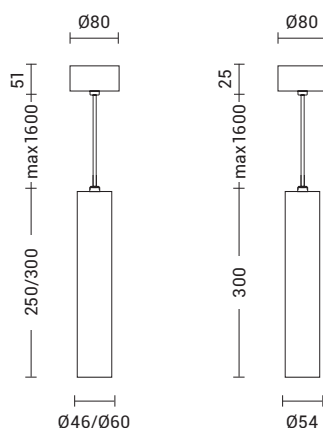
# AXIOM



Codice Code	CCT	Flusso lm Flux lm	Potenza Wattage	Dimensioni mm Dimensions mm
<b>AXI001XX</b>	3000K	700	7W	Ø46 x 250
<b>AXI002XX</b>	3000K	1500	10W	Ø60 x 300

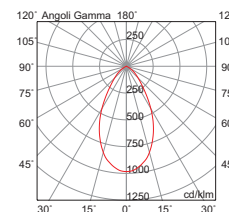


Codice Code		Potenza Wattage	Dimensioni mm Dimensions mm
<b>AXI010XX</b>	GU10	1x50W max	Ø56 x 300



Cavo in PVC trasparente per la finitura **B**  
e in tessuto nero per la finitura **N**  
Lunghezza max 1600mm

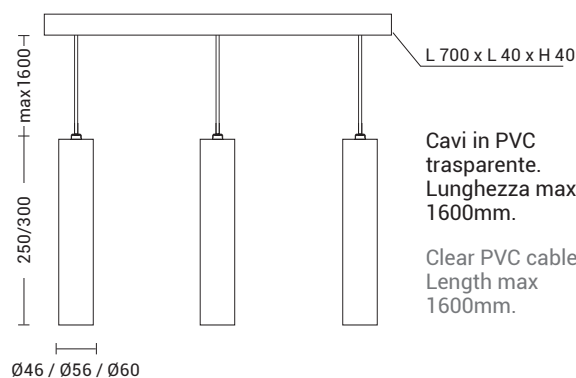
Clear PVC cable for **B** finish  
and black fabric for **N** finish  
Length max 1600mm



Codice Code	CCT	Flusso lm Flux lm	Potenza Wattage	Dimensioni mm Dimensions mm
<b>AXI006XX</b>	3000K	2100	3x7W	Ø46 x 250
<b>AXI007XX</b>	3000K	4500	3x10W	Ø60 x 300

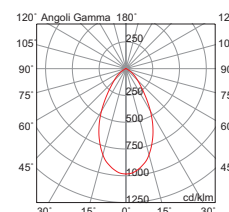


Codice Code		Potenza Wattage	Dimensioni mm Dimensions mm
<b>AXI014XX</b>	GU10	3x50W max	Ø56 x 300



Cavi in PVC  
trasparente.  
Lunghezza max  
1600mm.

Clear PVC cable.  
Length max  
1600mm.



## Finiture Finishes



**B**



**N**

## Altre applicazioni Other applications



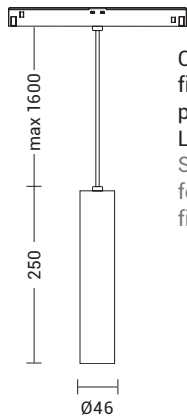
Binario Track:  
MONOFASE MONOPHASE SQUASH - p.287  
TRIFASE THREEPHASE GROOVE *etc* - p.266  
48V YAKI *etc* - p.246  
SIST. LINEARE LINEAR SYSTEM YEN - p.298

# AXIOM 48V

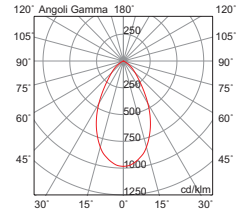


LED ▲ 45° CRI≥80 IP20

Codice Code	CCT	Flusso lm Flux lm	Potenza Wattage	Dimensioni mm Dimensions mm
<b>AXI101XX</b>	3000K	700	7W	Ø46 x 250



Cavo in trasparente PVC per la finitura **B** e cavo nero in tessuto per la finitura **N**  
Lunghezza max 1600mm  
Suspension cable in clear PVC for **B** finish and in fabric for **N** finish. Length max 1600mm.

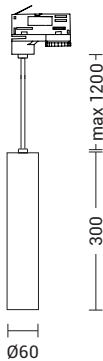


# AXIOM Trifase/Threephase



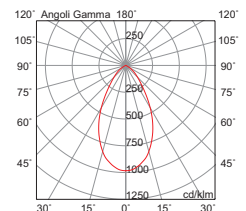
LED ▲ 50° CRI≥80 IP20

Codice Code	CCT	Flusso lm Flux lm	Potenza Wattage	Dimensioni mm Dimensions mm
<b>AXI003XX</b>	3000K	1500	15W	Ø60 x 300



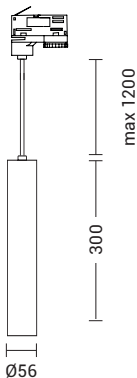
Cavo di sospensione in PVC trasparente. Lunghezza max 1200mm.  
Cavo di sospensione in tessuto nero o bianco. Lunghezza max 1200mm.

Suspension cable in clear PVC.  
Length max 1200mm. Black or white suspension fabric cable. Length max 1200mm.



IP20

Codice Code	GU10	Potenza Wattage	Dimensioni mm Dimensions mm
<b>AXI012XX</b>	GU10	1x35W max	Ø56 x 320



Cavo di sospensione in tessuto nero o bianco. Lunghezza max 1200mm.

Black or white suspension fabric cable.  
Length max 1200mm.

## Finiture Finishes



B

N

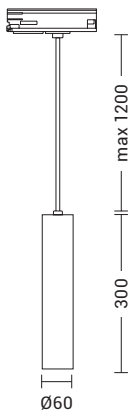
## AXIOM Monofase/Monophase





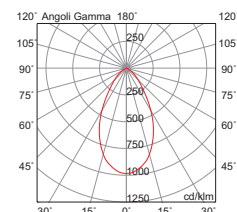



Codice Code	CCT	Flusso lm Flux lm	Potenza Wattage	Dimensioni mm Dimensions mm
<b>AXI004XX</b>	3000K	1500	15W	Ø60 x 300



Cavo in trasparente PVC.  
Lunghezza max 1200 mm.


Suspension cable in clear PVC.  
Length max 1200 mm.

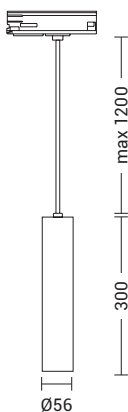


Restyle





Codice Code		Potenza Wattage	Dimensioni mm Dimensions mm
<b>AXI013XX</b>	GU10	1x50W max	Ø56 x 300



Cavo nero o bianco in tessuto.  
Lunghezza max 1200 mm.

Black or white suspension fabric  
cable. Length max 1200 mm.

### Finiture Finishes



B



N